


MR-TEST-10P-8POT™ 10PIN MRconnect® 8-POTENTIOMETER
User Manual

GRAVITECH.US



uResearch

GRAVITECH GROUP

Copyright © 2007 MicroResearch
GRAVITECH GROUP WWW.GRAVITECH.US

MR-TEST-10P-8POT™ 10PIN MRconnect® 8-POTENTIOMETER User Manual

Description

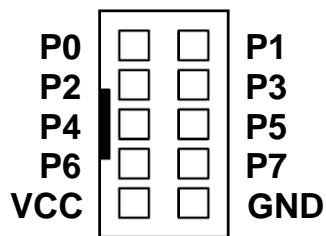
The MR-TEST-10P-8POT is an 8-CH potentiometer card. It designed to connect directly with 10PIN MRconnect®. It is a quick and easy way to test ADC (Analog-to-Digital Converter).

The board consist eight 10Kohm potentiometers. The board is power by VCC pin from the 10PIN MRconnect®. It is small in size 3.30 x 1.00 inches.


Features

- 8-CH 10Kohm high quality, easy to adjust variable resistors
- 10 PIN ready for MRconnect®
- Included 10 PIN ribbon cable

10PIN MRconnect®:



10 PIN MRconnect®



MR-TEST-10P-8POT™ 10PIN MRconnect® 8-POTENTIOMETER User Manual

Notes

Contact Us

We maintain a website where you can get information on our products, obtain literature and download support files. Visit us online at:

WWW.GRAVITECH.US

Use our online Forum or e-mail your technical support questions to support@gravitech.us. We try to respond to your questions the same day.

For sales questions or to place and order, direct your e-mails to sales@gravitech.us. Refer to our website for product pricing, shipping rates, payment instructions, and for other info we need to complete your order.

Disclaimer: MicroResearch reserves the right to modify its products or literature, or to discontinue any product at any time without prior notice. The customer is responsible for determining the suitability of any device for any application developed using MicroResearch components.

Copyright © 2007 MicroResearch
GRAVITECH GROUP WWW.GRAVITECH.US