


## PINOUT

3V3/IN (1)  
 DOUT (2)  
 DIN (3)  
 DIO12 (4)  
 RESET (5)  
 RSSI (6)  
 DIO11 (7)  
 NC (8)  
 DTR (9)  
 GND (10)




XBee socket

DIO0 (20)  
 DIO1 (19)  
 DIO2 (18)  
 DIO3 (17)  
 RTS (16)  
 ASSOCIATE (15)  
 VREF (14)  
 ON (13)  
 CTS (12)  
 DIO4 (11)

\* See schematic for more detail.

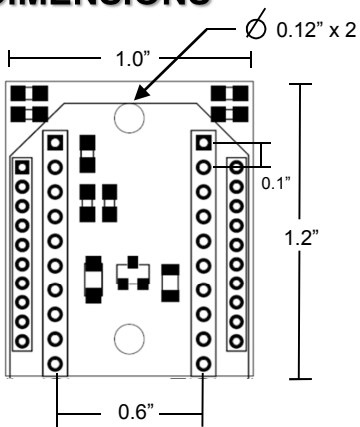
## XBee-ADP3 3.3V XBee adapter



electronic experimental solutions

Copyright © 2008 Gravitech  
 WWW.GRAVITECH.US

## DIMENSIONS




## FEATURES

- Works with all XBee modules including the Series 1, Series 2, and Series 2.5; standard and Pro.
- Included male header pins
- Accessibility to every Xbee pin
- Two mounting holes
- Compact size 1.0" x 1.2"
- 0.1" spacing (breadboard friendly)
- RSSI and ASSOCIATE LEDs

## DESCRIPTION

It is the easiest and most reliable way to connect the Xbee module to your favorite microcontroller. This is a 3.3V version, which means it is for a 3.3V logic microcontroller. If you have a 5V microcontroller, use XBee-ADP5. There are two LEDs that can help you monitor and quickly troubleshoot.



XBee and XBeePRO are Trademarks of Digi International Inc.